
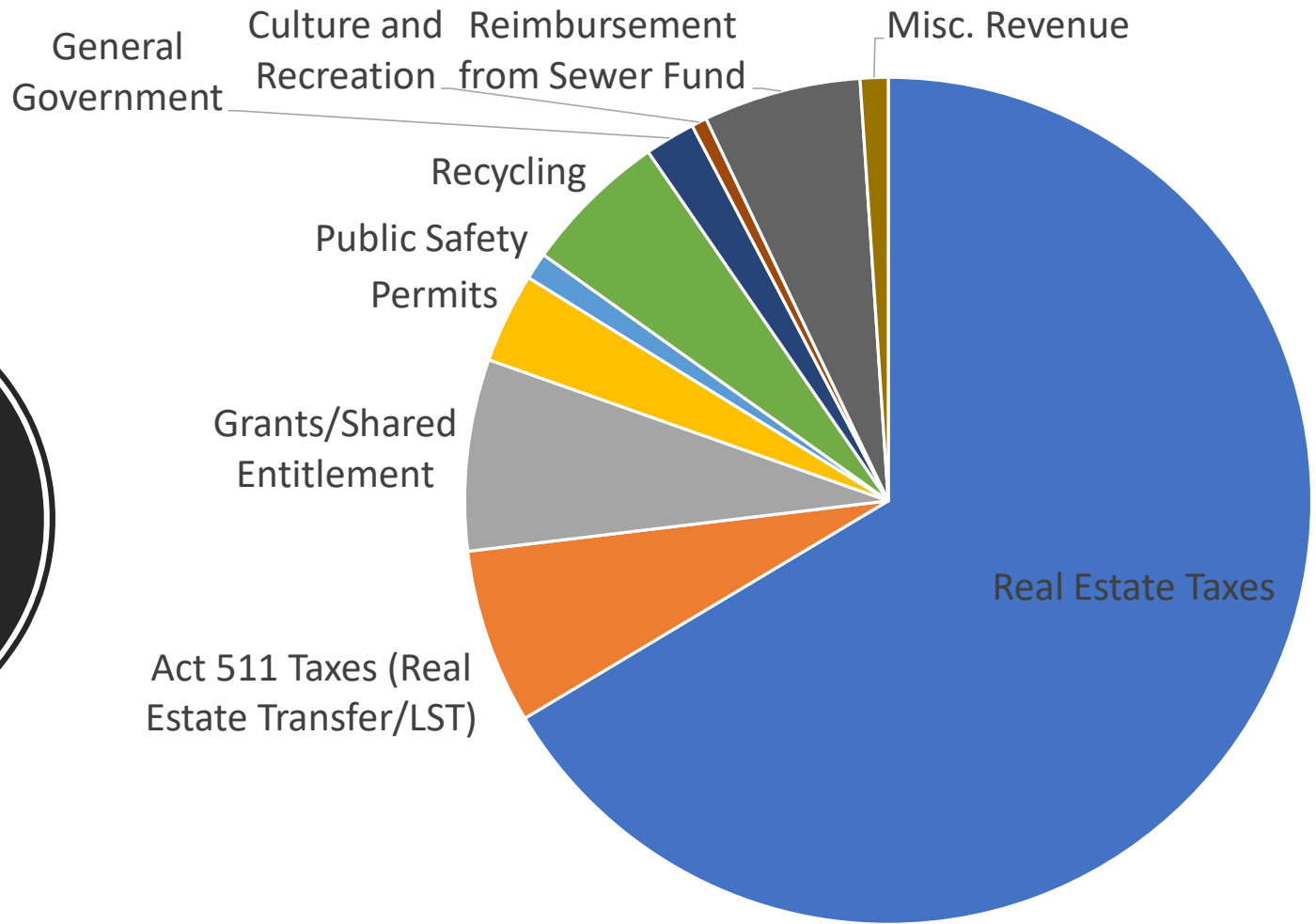


2024 Draft  
Budget



2024  
Projected  
Revenues




Top 20  
Revenues

<u>Revenues</u>		Percentage of Total
01301-100 Current Year's Levy	5,534,054.06	65.05%
01392-008 Transfer from Sewer Fund	512,290.64	6.02%
01360-430 Current Year Recycling Fee	435,120.00	5.11%
01310-100 Real Estate Transfer Tax	400,000.00	4.70%
01321-800 Cable TV Franchise	250,000.00	2.94%
01355-120 Pension-PA. Act 205	225,000.00	2.64%
01310-400 Local Services Tax	131,000.00	1.54%
01341-000 Interest Earnings	130,000.00	1.53%
01362-410 Code Building Permits	115,000.00	1.35%
01355-130 Foreign Fire Insurance Tax Distribution	100,000.00	1.18%
01301-410 Portnoff Collections - Real Estate	75,000.00	0.88%
01362-430 Code Plumbing Permits	70,000.00	0.82%
01367-710 Recreation Fees	50,000.00	0.59%
01362-420 Code Electrical Licenses	45,000.00	0.53%
01301-200 Prior Year's Levy	37,207.89	0.44%
01310-010 Per Capita Tax-Current	35,000.00	0.41%
01358-000 Rose Valley Fire Contrib.	33,090.82	0.39%
01362-455 Code Residential Rental License	31,000.00	0.36%
01380-311 Revenue from Med Reimbursements/Contributions	25,000.00	0.29%

# Revenue Notes



01310-100 Real Estate Transfer Tax – estimating decline by \$45K to \$400,000 due to slowing real estate market and higher interest rates.



01321-800 Cable TV Franchise – estimating decline by \$25K to \$250,000 due to more people “cutting the cord.” CTF is a fee Verizon/Comcast pay for usage of Twp right-of-way for lines.



01341-000 Interest Earnings – estimating significant increase to \$130,000 for interest earnings.



01355-120 Pension-PA. Act 205 – increase of \$10K to \$225,000 for pension state aid.



01360-430 Current Year Recycling Fee – increase by about \$25K to reflect the 10% increase in collection costs with B&L.

# Revenue Notes (Continued)

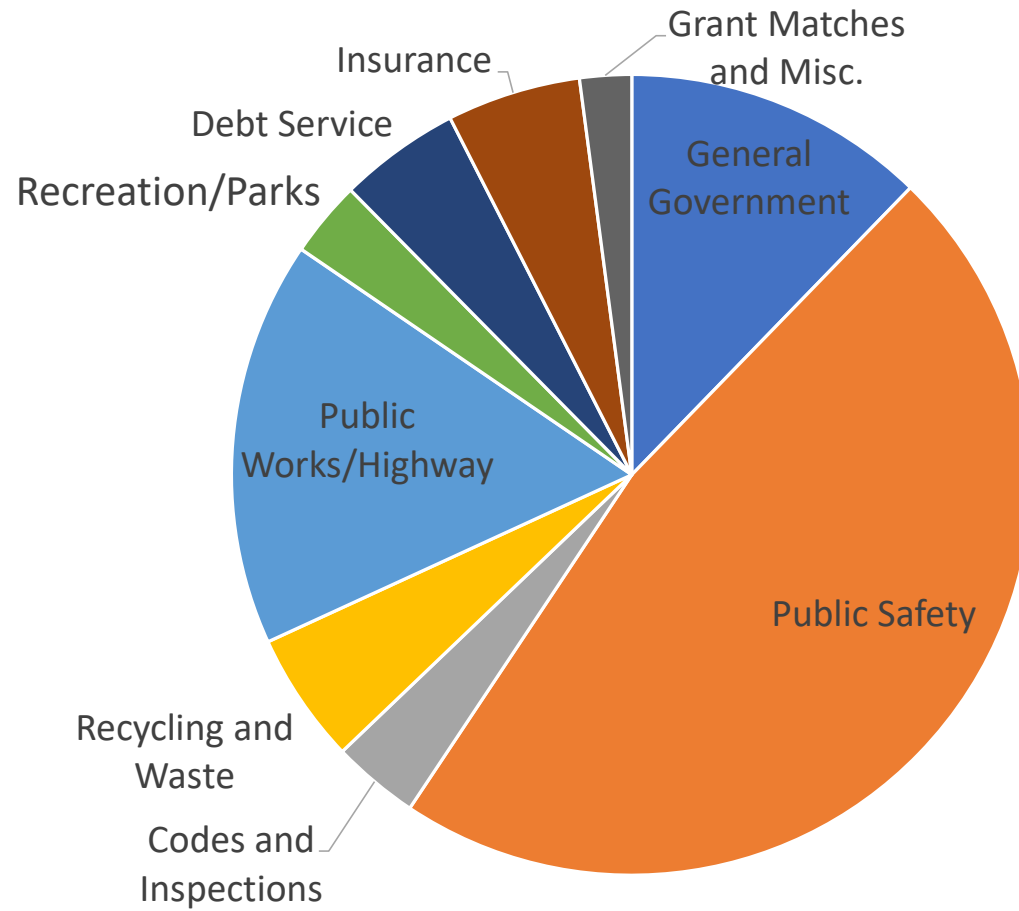


01362-410 Code Building Permits – estimating at least \$10K increase to \$115,000 as building permit applications are trending upward.



01392-008 Transfer from Sewer Fund – increased by 6.67% to reflect increased costs of PWD and insurance.

2024  
Projected  
Expenses



Top 20 Expenses

Expenses		Percentage of Total
01410-102 Salaries Police Union Full Time	1,824,979.86	21%
01430-102 Salaries Union Full Time	530,096.32	6%
01483-600 Police MMO Contribution	501,473.00	6%
01426-368 Recycling Disposal Fee	435,834.98	5%
01410-156 Health Ins.-Emplyr.	332,201.14	4%
01401-100 Salaries-Full Time	321,309.10	4%
01486-351 Package Policy	285,696.00	3%
01430-156 Health Ins.-Emplyr.	264,111.90	3%
01471-211 2006 Bond ('96Refi) Princ	243,000.00	3%
01410-100 Salaries-Police Admin Full Time	204,023.00	2%
01486-354 Workers Compensation	173,073.00	2%
01456-500 Furness Library Contrib.	164,000.00	2%
01410-161 FICA & Med.-Emplyr.	151,579.68	2%
01492-040 Transfer to Grant Projects	150,000.00	2%
01401-156 Health Insurance	134,226.18	2%
01410-183 Overtime	120,000.00	1%
01413-314 Bldg.Plmb.,HVAC Insp.	105,000.00	1%
01483-650 Non-uniform MMO Contribution	102,462.00	1%
01430-100 Salaries-Non Union Full Time	89,250.00	1%

# Expense Notes



01406-316 Computer System Monitoring – costs have increased by about \$20K to \$70K to reflect increased security measures.



01402-310 Professional Services – increased by \$50K to reflect costs of accounting firm. This is offset by gen. gov. salary decreases where finance director costs are no longer included.



01408-310 Engineering Services – increased to reflect additional costs from various projects.



01410-102 Salaries Police Union Full Time – increased by \$110K, including estimated \$41K in retirement payouts (net of savings with new hire officers at lower rates.)



# Expense Notes (Continued)



01410-183 Overtime – costs have trended upward, averaging \$116K over last 5 years. Partially offset by removal of part-time officer from budget.



01411-540 EMS Contribution – increased from \$30K to \$80K to reflect Main Line Health demand for additional funding from Media Fire Company, who provides ambulance coverage to NPT.



01413-314 Bldg, Plmb., HVAC Insp. – increased from \$59K to \$115K for inspections costs, paid to Linn Architects, associated with building permits (offset by fees).



01426-368 Recycling Disposal Fee – increased by \$25K to reflect 10% increase in collections costs from B&L.

# Expense Notes (Continued)



01430-102 Salaries Union Full Time – increased by \$85K to reflect contractual salary increases and the hire of a new employee.



01430-372 Tree Maintenance – increased from \$18,000 to \$35,000. Averaged about \$33K over last couple of years.



01438-510 Road Resurfacing – increased by \$20K for road program.



Debt Service – costs decreased by about \$70K after the payoff of a 2009 note and the addition of a note for PWD garage of about \$30K.



Pension Contributions – non-uniform fund decreased by \$65K. Police fund initially projected to decrease by \$32K.



01492-310 TFR to Highway Capital – for purchase of vehicle, skid steer lease, and new back loader lease. \$46K increase.

Discretionary  
Considerations

Item	Increase	
W Possum Hollow Culvert	65,000.00	Included
New trash/recycling cans for parks	5,000.00	
Road Resurfacing Increase	20,000.00	Included
NPPD Retirement Payouts	41,000.00	Included
Dandelions Digital	42,000.00	
Loan for PWD Garage	28,000.00	Included
Media Fire	50,000.00	Included
Furness Park Invasives Management (non-bamboo)	25,000.00	
Furness Park Invasives Management (bamboo)	20,000.00	
Back Loader (per year for 6 year lease)	26,000.00	Included
PWD Employee (salary/benefits)	90,000.00	
MMO Adjustment	107,000.00	
Fleet Management	(40,000 reduction)	

# Summary



Projected Fund Balance at 12/31/2023 in General Fund: \$1,600,000, which is about 18% of expenditures (in-line with GFOA recommendations).



Current Estimated Tax Increase is around 3.25% (subject to change)



Most recent inflation rates show 3.7% over last 12 months  
(<https://www.bls.gov/cpi/>)



01362-010 Police Extra Duty	6,000.00	25,877.16	6,000.00	23,669.00	7,500.00	9,286.40	7,500.00	5,111.30	7,500.00	11,895.96	7,500.00
01362-011 Police FingerPrinting	500.00	150.00	500.00	50.00	500.00	25.00	400.00	0.00	400.00	150.00	400.00
01362-012 Police Drug Enfmnt Overtime	7,500.00	734.61	7,500.00	1,012.88	7,500.00	(1,359.73)	7,500.00	21,677.33	7,500.00	9,214.14	7,500.00
01362-013 Police Homeland Security Overtime	15,000.00	38,085.77	15,000.00	21,994.84	15,000.00	21,775.31	15,000.00	22,364.22	15,000.00	15,585.97	15,000.00
01362-014 Police Accident Reports	2,000.00	2,950.00	2,000.00	2,640.00	2,000.00	2,845.00	2,000.00	2,230.00	2,000.00	2,075.00	2,000.00
01362-015 Police Incident reports	0.00	0.00	0.00	0.00	0.00	44.00	0.00	0.00	0.00	100.00	0.00
01362-016 Police Miscellaneous Revenue	150.00	0.00	150.00	23,036.09	500.00	26,490.81	12,500.00	661.30	12,500.00	275.00	5,000.00
01362-017 Crossing Guard Revenue	14,013.00	13,738.95	14,013.00	14,351.81	14,013.00	14,039.41	14,013.00	14,811.51	14,013.00	0.00	14,013.00
01362-200 Fire Reports	250.00	0.00	250.00	50.00	250.00	325.00	50.00	300.00	50.00	325.00	50.00
01362-400 Code Health Inspections	2,500.00	3,013.75	2,500.00	2,750.00	2,500.00	2,550.00	2,500.00	0.00	2,500.00	0.00	2,500.00
01362-410 Code Building Permits	75,000.00	102,908.98	75,000.00	153,895.57	85,000.00	155,981.47	100,000.00	170,719.88	100,000.00	166,746.02	115,000.00
01362-420 Code Electrical Licenses	33,000.00	53,452.85	33,000.00	54,142.00	35,000.00	43,434.29	45,000.00	38,120.20	45,000.00	42,898.00	45,000.00
01362-425 Code Tree License	0.00	300.00	0.00	50.00	0.00	450.00	0.00	0.00	0.00	0.00	0.00
01362-430 Code Plumbing Permits	54,000.00	67,644.60	54,000.00	68,008.50	55,000.00	90,514.42	65,000.00	99,487.44	65,000.00	90,070.90	70,000.00
01362-440 Code Zoning Permits	1,000.00	1,050.00	1,000.00	2,075.00	1,000.00	1,625.00	2,000.00	950.00	2,000.00	1,175.00	2,000.00
01362-450 Code U & O Permits	18,000.00	19,470.00	18,000.00	17,228.50	18,000.00	25,371.00	18,000.00	26,330.00	18,000.00	18,779.50	18,000.00
01362-455 Code Residential Rental License	31,000.00	34,245.00	31,000.00	14,879.00	20,000.00	20,925.00	31,000.00	31,950.00	31,000.00	27,579.01	31,000.00
01362-460 Code Sign Permits	175.00	600.00	175.00	250.00	175.00	200.00	175.00	100.00	175.00	500.00	175.00
01362-470 Code UCC Fees, Res. Only	2,100.00	1,180.20	2,100.00	(0.50)	2,100.00	(18.00)	2,100.00	756.00	2,100.00	(544.50)	2,100.00
01362-471 Code UCC Fee, Comm. Only	100.00	0.00	100.00	0.00	100.00	0.00	100.00	13.50	100.00	85.50	100.00
01362-480 Code Storage Unit Permit Fee	3,000.00	5,960.00	3,000.00	5,310.00	3,000.00	4,779.50	3,000.00	4,820.50	3,000.00	3,269.50	3,000.00
01364-111 Public Sewer Conn.	0.00	0.00	0.00	1,200.00	0.00	0.00	0.00	400.00	0.00	400.00	0.00
01364-140 On-site Sewer Permits	500.00	804.50	500.00	400.00	500.00	250.00	500.00	850.00	500.00	0.00	500.00
01364-600 Mulch/Recycling Income	22,000.00	21,893.00	22,000.00	24,576.00	22,000.00	22,415.00	24,250.00	17,723.00	24,250.00	17,441.80	18,000.00
01367-710 Recreation Fees	52,834.00	56,360.00	0.00	0.00	52,000.00	47,855.00	50,000.00	61,940.00	50,000.00	60,917.50	50,000.00
01380-060 Miscellaneous Revenue	5,000.00	16,131.04	5,000.00	(2,486.79)	5,000.00	63,895.64	15,000.00	4,917.50	15,000.00	78,012.89	15,000.00
01380-080 Insurance Reimbursements	10,000.00	34,453.18	10,000.00	42,693.47	10,000.00	193,550.92	10,000.00	18,027.53	10,000.00	49,643.29	10,000.00
01380-081 Insurance Dividends	50,000.00	37,132.10	32,000.00	28,658.00	30,000.00	16,649.00	20,000.00	16,588.00	20,000.00	0.00	20,000.00
01380-310 Revenue from Engineering Charges	15,000.00	6,760.00	10,000.00	2,223.00	7,000.00	15,675.00	10,000.00	5,510.00	10,000.00	5,578.00	10,000.00
01380-311 Revenue from Med Reimbursements/Contributions	25,000.00	25,858.00	29,657.00	20,558.38	29,657.00	23,472.46	28,679.00	18,879.13	28,679.00	17,031.04	25,000.00
01380-312 Revenue from Salary Reimbur - WC etc	3,000.00	11,089.43	3,000.00	30,626.91	3,000.00	39,922.10	3,000.00	770.22	3,000.00	496.97	1,000.00
01380-313 Revenue from Legal Fee Charges	750.00	20.00	750.00	535.00	750.00	10.00	750.00	0.00	750.00	0.00	750.00
01380-314 Revenue from Aqua	0.00	125.37	0.00	0.00	0.00	0.00	0.00	0.00	0.00	0.00	0.00
01380-315 Revenue from Heart and Lung	0.00	0.00	0.00	7,853.71	0.00	9,698.61	0.00	0.00	0.00	0.00	0.00
01380-319 Reimbursement of Misc Invoices	5,500.00	7,115.19	5,500.00	1,091.92	5,500.00	11,824.91	5,500.00	6,157.28	5,500.00	20,442.85	5,500.00
01391-110 Sale of General Fixed Assets	0.00	0.00	0.00	0.00	0.00	0.00	0.00	0.00	0.00	18,550.00	0.00
01392-004 Transfer from Grant Projects	89,822.00	0.00	0.00	0.00	0.00	0.00	0.00	0.00	0.00	0.00	0.00
01392-008 Transfer from Sewer Fund	422,747.00	422,747.00	434,569.00	0.00	432,298.00	866,866.77	450,490.00	450,490.00	480,301.23	480,301.23	512,290.64
01392-490 Transfer from Drug Forfeiture	10,000.00	2,261.68	0.00	0.00	0.00	0.00	0.00	0.00	0.00	0.00	0.00
01393-011 Note Proceeds	0.00	0.00	0.00	1,000,000.00	0.00	0.00	0.00	0.00	0.00	0.00	0.00
<b>Total Revenues</b>	<b>8,268,402.00</b>	<b>7,534,569.66</b>	<b>7,523,771.00</b>	<b>8,321,063.98</b>	<b>7,515,024.00</b>	<b>8,752,542.58</b>	<b>7,877,038.95</b>	<b>8,196,751.07</b>	<b>8,214,981.53</b>	<b>8,087,990.51</b>	<b>8,507,125.41</b>
<b>Expenses</b>											
01400-110 Elected Officl. Salaries	18,200.00	18,200.00	15,600.00	16,126.09	18,200.00	18,200.00	18,200.00	18,200.00	18,200.00	13,650.00	18,200.00
01400-161 FICA & Med.-Emplr.	1,393.00	1,392.44	1,194.00	1,189.31	1,392.00	1,392.32	1,392.30	1,392.32	1,392.30	1,044.24	1,392.30

01400-300 Disaster Declaration Spending	0.00	0.00	0.00	5,711.81	5,000.00	706.98	2,000.00	142.11	2,000.00	0.00	0.00
01400-312 IT Enhancements	0.00	0.00	0.00	0.00	0.00	0.00	500.00	0.00	500.00	0.00	0.00
01400-460 Dues COG CRC	850.00	625.00	850.00	300.00	850.00	400.00	850.00	1,500.00	850.00	2,000.00	850.00
01401-100 Salaries-Full Time	421,071.00	446,300.19	433,686.00	465,406.32	368,000.00	362,147.11	381,000.00	318,056.14	390,684.00	239,169.95	321,309.10
01401-105 Salaries-Part Time	0.00	0.00	0.00	0.00	20,000.00	21,593.93	38,000.00	39,358.17	40,446.43	26,346.85	42,468.75
01401-156 Health Insurance	187,164.00	189,309.62	188,294.00	158,478.52	142,795.00	143,064.67	132,827.99	94,442.41	122,449.06	87,968.22	134,226.18
01401-158 Life Insurance	1,115.00	1,113.96	1,115.00	1,005.55	1,115.00	912.73	1,115.00	949.66	1,115.00	597.34	1,115.00
01401-160 457 Retirement-Employer	7,900.00	7,900.00	7,900.00	8,226.50	7,900.00	4,000.00	4,000.00	6,000.00	4,000.00	5,619.09	6,000.00
01401-161 FICA & Med.-Emplry.	32,212.00	34,948.24	33,177.00	32,844.94	32,886.00	30,524.45	32,000.00	27,568.29	30,000.00	19,760.21	33,184.00
01401-200 Office Supplies	5,000.00	5,380.50	5,000.00	4,717.85	5,000.00	7,195.02	5,000.00	9,890.01	5,000.00	4,406.79	5,000.00
01401-210 Postage	3,000.00	2,499.16	3,000.00	2,786.64	3,000.00	1,415.14	8,000.00	4,390.41	8,000.00	7,151.15	8,000.00
01401-260 Minor Equipment	200.00	151.87	200.00	116.26	250.00	343.21	250.00	0.00	250.00	69.99	250.00
01401-261 Computer Equipment	2,000.00	105.99	2,000.00	0.00	1,500.00	7,327.97	2,000.00	6,100.88	2,000.00	4,752.87	0.00
01401-270 Printing	300.00	0.00	300.00	0.00	300.00	0.00	300.00	0.00	300.00	0.00	300.00
01401-300 Other Svcs. & Chrgs.	0.00	0.00	0.00	0.00	0.00	0.00	0.00	191.66	0.00	1,201.07	0.00
01401-301 Banking Service Fees	2,500.00	6,902.10	2,500.00	2,633.79	2,500.00	615.66	2,000.00	3,178.75	2,000.00	480.03	2,000.00
01401-312 Tech/Sftwre Enhcmnts.	800.00	0.00	800.00	288.00	800.00	90.00	750.00	732.86	750.00	749.18	0.00
01401-321 Land Phone Service	5,580.00	5,721.24	5,580.00	5,681.95	5,580.00	5,970.74	7,443.03	6,709.82	7,443.03	8,661.84	10,400.00
01401-324 Cell Phones	1,500.00	1,714.30	1,500.00	2,136.82	1,500.00	(145.36)	1,500.00	540.00	1,500.00	540.00	1,500.00
01401-325 Internet	660.00	641.07	660.00	808.37	800.00	541.69	800.00	612.14	800.00	1,173.80	800.00
01401-375 Equipment Agreement & Svc Chgs	750.00	636.00	750.00	795.00	750.00	751.82	800.00	636.00	800.00	471.33	800.00
01401-460 Dues	1,500.00	1,410.03	1,500.00	1,697.00	1,500.00	1,112.00	1,750.00	1,630.00	1,750.00	900.00	1,750.00
01401-465 Staff Development	5,000.00	5,989.10	5,000.00	3,411.55	5,000.00	6,471.82	5,000.00	2,798.35	5,000.00	6,674.23	5,000.00
01402-300 Finance Services	2,700.00	2,699.25	2,700.00	4,623.50	2,700.00	775.00	2,800.00	2,474.25	2,800.00	2,599.25	2,800.00
01402-310 Professional Services	13,050.00	15,000.00	13,050.00	15,130.00	20,000.00	23,375.00	25,000.00	83,922.80	25,000.00	52,470.00	75,000.00
01403-110 Tax Collector Salary	10,000.00	10,068.00	10,000.00	10,033.09	10,000.00	19,027.59	10,000.00	10,027.60	10,000.00	8,104.49	10,000.00
01403-161 TC FICA & Med.-Emplry.	1,453.00	7,896.35	1,453.00	1,455.95	1,453.00	1,455.55	1,453.00	1,455.53	1,453.00	1,308.42	1,453.00
01403-200 Tax Office Supplies	100.00	239.08	100.00	1,226.82	250.00	468.46	250.00	547.77	250.00	0.00	250.00
01403-210 Tax Postage	2,111.00	4,690.54	2,111.00	3,952.11	4,000.00	236.60	4,000.00	2,788.43	4,000.00	3,049.25	4,000.00
01403-270 Annual Tax Bills	2,095.00	15,674.61	2,095.00	12,031.17	10,000.00	1,129.38	10,000.00	5,495.45	10,000.00	5,947.90	10,000.00
01403-311 Tax Software & IT	750.00	400.00	750.00	460.00	500.00	650.00	650.00	650.00	650.00	0.00	650.00
01403-314 Tax Collector Certification Fee	9,000.00	8,715.00	9,000.00	9,000.00	9,000.00	0.00	9,000.00	9,000.00	9,000.00	9,000.00	9,000.00
01403-350 Tax Collector Bonding Fee	2,000.00	2,309.00	2,000.00	2,309.00	2,300.00	2,309.00	2,310.00	2,309.00	2,310.00	2,309.00	2,310.00
01403-465 Tax Collector Development	250.00	0.00	250.00	0.00	250.00	10.00	100.00	10.00	100.00	80.00	100.00
01404-310 Legal Professional Services	22,000.00	19,565.19	22,000.00	32,635.37	23,000.00	23,054.00	25,000.00	39,452.15	25,000.00	22,844.00	25,000.00
01406-271 Newsletter Printing	700.00	945.00	700.00	970.96	950.00	1,965.48	2,500.00	0.00	2,500.00	0.00	0.00
01406-312 Tech/Sftwre Enhcmnts.	1,200.00	395.76	1,200.00	306.56	1,000.00	542.56	1,000.00	214.56	1,000.00	90.68	0.00
01406-314 Payroll Services	5,800.00	7,017.84	5,800.00	6,244.11	5,800.00	7,904.51	5,900.00	5,395.38	5,900.00	5,931.46	6,500.00
01406-316 Computer System Monitoring	8,800.00	8,253.75	8,800.00	10,291.92	12,000.00	17,545.32	16,000.00	22,102.98	24,000.00	23,589.38	70,000.00
01406-317 Technology Repair	5,000.00	2,929.29	5,000.00	5,401.47	5,000.00	2,376.41	5,000.00	1,839.12	5,000.00	22,688.40	0.00
01406-340 Advertising	4,000.00	10,059.69	4,000.00	7,619.00	4,500.00	4,020.07	4,500.00	10,728.00	6,000.00	15,387.31	14,000.00
01406-346 Codification Updates	4,500.00	3,839.84	4,500.00	3,730.00	4,500.00	1,195.00	2,000.00	6,715.00	2,000.00	6,900.00	2,000.00
01408-310 Engineering Services	25,000.00	37,542.00	25,000.00	53,980.00	35,000.00	38,355.44	42,000.00	43,309.37	42,000.00	52,468.61	60,000.00
01409-200 Supplies-Twp Admin Bldg.	1,000.00	919.01	1,000.00	788.95	1,000.00	956.39	1,000.00	2,067.54	1,000.00	844.70	1,000.00
01409-205 Supplies- PWD Garage	750.00	765.18	750.00	1,613.72	750.00	778.71	750.00	7,711.24	750.00	3,151.41	750.00
01409-360 Utilities-Twp Admin Bldg.	9,950.00	9,373.42	9,950.00	8,850.17	9,950.00	9,665.66	13,000.00	18,630.46	13,000.00	13,526.37	13,000.00
01409-361 Utilities - Summit School	2,500.00	1,231.14	2,500.00	2,357.10	1,200.00	0.00	500.00	0.00	500.00	0.00	0.00
01409-365 Utilities- PWD Garage	5,000.00	5,323.24	5,000.00	5,210.63	5,300.00	7,085.64	6,000.00	7,323.03	6,000.00	7,017.65	7,000.00
01409-370 Repairs to Twp Admin Bldg.	6,000.00	9,235.15	6,000.00	10,921.66	6,000.00	2,511.99	15,000.00	5,356.01	15,000.00	2,652.59	5,000.00
01409-372 Cleaning Svc/Supplies Twp Admin	8,000.00	8,681.11	8,000.00	6,729.75	8,000.00	8,388.00	8,500.00	9,174.69	10,000.00	6,938.31	12,000.00
01409-373 Repairs to PWD Garage	1,000.00	1,385.16	1,000.00	1,819.97	15,000.00	13,148.84	15,000.00	248.51	5,000.00	2,925.01	5,000.00

01409-375 Mtnc/Repairs Twp Owned Bldgs	0.00	156.32	0.00	144.82	0.00	0.00	4,000.00	109.99	4,000.00	8,753.78	4,000.00
01409-376 Bungalow-Rprs.-Maint.	1,000.00	6,755.94	1,000.00	3,371.04	2,500.00	4,134.94	2,500.00	6.00	2,500.00	1,204.94	2,500.00
01409-710 Township Land	0.00	201.34	0.00	2,562.50	500.00	5,186.31	3,500.00	3,397.52	3,500.00	18.99	3,500.00
01410-100 Salaries-Police Admin Full Time	168,774.00	216,843.33	173,834.00	166,243.45	179,049.00	178,307.24	189,420.85	180,151.82	196,472.72	155,013.70	204,023.00
01410-101 Heart and Lung Wages	10,000.00	7,499.54	10,000.00	58,455.06	10,000.00	59,249.38	10,000.00	6,656.50	10,000.00	5,065.20	10,000.00
01410-102 Salaries Police Union Full Time	1,386,327.00	1,299,197.15	1,519,957.00	1,383,459.43	1,546,984.00	1,435,345.12	1,607,670.47	1,535,426.48	1,713,274.90	1,413,333.06	1,824,979.86
01410-105 Salaries-Police Part Time	32,032.00	37,270.13	60,000.00	43,839.71	0.00	9,117.43	40,000.00	18,211.98	40,000.00	0.00	0.00
01410-140 Crossing Guards Wages	27,890.00	32,135.73	28,718.00	28,586.88	29,580.00	28,362.87	30,467.41	29,339.54	31,686.11	24,816.00	33,270.42
01410-156 Health Ins.-Emplr.	494,959.00	491,609.71	409,269.00	409,522.53	415,000.00	424,000.04	352,259.18	318,099.75	356,800.12	291,153.72	332,201.14
01410-157 ACA Cadillac Tax	0.00	0.00	0.00	0.00	0.00	0.00	0.00	(234.21)	0.00	0.00	0.00
01410-158 Life Insurance-Employer	16,250.00	17,216.08	16,250.00	17,157.18	16,250.00	17,766.76	19,000.00	18,940.47	19,000.00	15,049.80	17,000.00
01410-159 Employer Sponsored HSA	0.00	0.00	42,000.00	43,500.00	45,000.00	47,121.30	45,000.00	46,975.95	45,000.00	46,964.55	50,000.00
01410-161 FICA & Med.-Emplr.	137,166.00	143,601.55	147,377.00	145,334.97	132,421.00	149,094.43	145,000.00	155,368.75	151,579.68	133,091.48	151,579.68
01410-162 Unemployment Compensation	0.00	0.00	0.00	0.00	2,000.00	0.00	2,000.00	0.00	2,000.00	0.00	0.00
01410-179 Local Drug Enforcement Overtime	10,000.00	267.64	10,000.00	0.00	10,000.00	0.00	10,000.00	0.00	0.00	0.00	0.00
01410-180 Retro Pay for CBA	30,000.00	45,409.58	0.00	0.00	0.00	0.00	0.00	0.00	0.00	0.00	0.00
01410-182 Police Comp-time payout	56,000.00	53,595.75	56,000.00	64,830.01	56,000.00	65,805.63	56,000.00	59,389.26	66,000.00	0.00	66,000.00
01410-183 Overtime	65,000.00	118,078.59	65,000.00	86,177.89	50,000.00	131,903.18	65,000.00	131,226.74	65,000.00	114,598.18	120,000.00
01410-185 Standby Time	6,500.00	4,588.69	6,500.00	0.00	6,500.00	1,583.82	5,000.00	2,093.27	5,000.00	3,096.60	5,000.00
01410-186 Extra Dty Pay-Recov.	5,000.00	24,796.50	5,000.00	24,587.50	5,000.00	11,130.00	5,000.00	8,400.00	5,000.00	7,645.00	5,000.00
01410-187 Drug Enforcement Overtime	7,500.00	4,675.40	7,500.00	0.00	7,500.00	0.00	5,000.00	0.00	5,000.00	0.00	5,000.00
01410-188 Homeland Security Task Force	15,000.00	30,967.48	15,000.00	9,473.57	15,000.00	0.00	15,000.00	26,929.27	15,000.00	2,827.72	15,000.00
01410-189 Festive Pay (Double Time)	23,000.00	28,266.60	23,000.00	30,372.36	23,000.00	27,548.44	25,000.00	27,734.90	25,000.00	16,236.71	25,000.00
01410-190 Uniform Cleaning Allownce.	8,000.00	7,500.00	7,875.00	7,875.00	8,000.00	8,800.00	8,400.00	8,250.00	8,400.00	9,350.00	9,000.00
01410-200 Operating Supplies	2,500.00	3,716.03	2,500.00	3,047.76	2,500.00	4,375.10	2,500.00	7,327.97	5,000.00	7,217.33	6,000.00
01410-210 Police Postage	300.00	300.29	300.00	110.38	250.00	122.48	225.00	238.16	300.00	289.97	300.00
01410-220 New Uniforms	12,000.00	2,004.59	12,000.00	17,527.42	12,000.00	11,704.40	12,000.00	14,353.61	12,000.00	4,771.39	12,000.00
01410-221 Vest Program	0.00	0.00	0.00	4,990.71	0.00	3,201.98	0.00	10.00	1,400.00	0.00	1,400.00
01410-228 Battery Replacement	1,000.00	950.27	1,000.00	974.96	1,000.00	1,380.98	1,250.00	624.72	1,250.00	124.00	1,250.00
01410-229 Food	100.00	50.00	100.00	0.00	100.00	50.00	100.00	0.00	100.00	50.00	100.00
01410-230 Guns and Supplies	5,000.00	5,061.27	5,000.00	5,012.41	5,000.00	5,433.65	5,000.00	3,871.01	6,000.00	5,662.26	6,000.00
01410-231 Gasoline	30,000.00	28,388.41	30,000.00	24,454.25	30,000.00	20,169.03	30,000.00	28,484.62	30,000.00	17,239.38	30,000.00
01410-260 Minor Equipment	1,600.00	1,565.00	1,600.00	2,181.00	1,600.00	7,189.86	1,600.00	3,660.80	3,500.00	1,489.77	3,500.00
01410-300 Other Services & Charges	500.00	0.00	500.00	407.85	500.00	529.28	500.00	555.50	500.00	1,284.87	500.00
01410-302 Toxicological Services	1,000.00	1,544.00	1,000.00	1,393.00	1,000.00	376.41	1,000.00	1,410.00	1,500.00	940.00	1,500.00
01410-312 Civil Service Expenses	2,000.00	0.00	2,000.00	325.00	2,000.00	685.65	2,000.00	235.50	2,000.00	500.00	2,000.00
01410-316 Computer Equipment	2,500.00	3,896.22	2,500.00	4,024.55	2,500.00	10,502.44	2,500.00	6,725.96	7,000.00	0.00	7,000.00
01410-317 Software & Technology Repair	14,175.00	15,273.50	14,175.00	20,409.43	14,175.00	19,571.34	15,000.00	41,950.47	20,000.00	20,283.21	0.00
01410-319 Legal & Collectv Barg Arbitrn	15,000.00	14,008.62	7,500.00	13,887.50	33,000.00	24,868.50	10,000.00	4,041.50	4,000.00	0.00	4,000.00
01410-321 Land Phone Service	5,580.00	6,974.55	5,580.00	6,546.51	5,580.00	6,913.21	5,580.00	6,886.45	5,580.00	8,980.22	5,580.00
01410-322 Public Relations	1,200.00	1,047.11	1,200.00	1,173.00	1,000.00	526.00	800.00	326.78	1,000.00	419.87	1,000.00
01410-324 Cell Phones	2,760.00	2,745.59	2,760.00	2,318.00	2,760.00	1,801.25	2,760.00	651.93	2,760.00	452.43	2,760.00
01410-325 Internet	660.00	794.41	660.00	887.33	750.00	775.68	750.00	737.85	750.00	1,162.05	750.00
01410-326 Radio Svc Repair & Mtnc	1,600.00	1,007.10	1,600.00	1,304.90	1,600.00	358.65	1,600.00	108.00	1,600.00	1,557.90	1,600.00
01410-370 Vehicle Repair & Mainten.	5,000.00	6,578.89	5,000.00	12,089.46	5,000.00	2,359.45	5,000.00	11,150.85	7,500.00	10,320.08	7,500.00
01410-371 In-House Veh. Rpr. & Maint	2,500.00	6,692.20	2,500.00	1,748.46	2,500.00	3,630.83	2,500.00	7,160.52	0.00	6,255.04	Combine with above



01410-374 Tires	3,000.00	2,965.62	3,000.00	2,983.36	3,000.00	2,940.49	3,000.00	2,990.59	3,000.00	0.00	3,000.00
01410-375 Equipment Maintenance	1,200.00	1,876.25	1,200.00	2,545.66	1,200.00	1,988.31	1,200.00	4,149.99	3,000.00	2,738.83	3,000.00
01410-450 Animal Control	7,060.00	4,756.92	5,000.00	2,725.00	5,000.00	2,250.00	4,500.00	3,025.00	3,500.00	1,475.00	3,500.00
01410-455 Prisoner Lodging	5,000.00	1,785.00	5,000.00	0.00	5,000.00	990.00	5,000.00	540.00	3,500.00	465.00	3,500.00
01410-460 Dues	5,000.00	3,195.00	5,000.00	4,138.02	5,000.00	1,950.00	5,000.00	1,470.00	5,000.00	3,075.00	5,000.00
01410-465 Staff Development	7,000.00	7,480.28	7,000.00	7,704.75	7,000.00	5,084.90	7,000.00	11,905.92	9,000.00	14,551.68	16,000.00
01410-700 Purchase of Vehicles	0.00	16,708.27	45,000.00	42,975.86	65,000.00	86,018.85	83,000.00	77,576.26	88,000.00	96,869.28	88,000.00
01411-105 Salaries	11,680.00	11,367.60	12,031.00	12,030.64	12,392.00	12,391.56	12,763.29	12,763.28	13,273.82	9,955.32	13,424.95
01411-161 FICA & Med.-Emplr.	893.00	869.60	921.00	920.34	948.00	947.96	976.39	976.40	1,015.45	761.58	1,015.45
01411-200 Office Supplies	100.00	67.19	100.00	69.83	100.00	48.00	100.00	100.00	0.00	100.00	100.00
01411-220 Emergency Management	400.00	146.75	400.00	9.95	400.00	0.00	400.00	554.00	400.00	0.00	400.00
01411-221 Uniforms	500.00	60.00	500.00	0.00	500.00	202.90	350.00	144.00	350.00	0.00	350.00
01411-229 Food	100.00	0.00	100.00	0.00	100.00	0.00	100.00	0.00	100.00	0.00	100.00
01411-231 Fire Marshal Gasoline	0.00	306.75	0.00	255.15	0.00	347.45	500.00	399.26	500.00	285.49	500.00
01411-242 Fire Prevention	600.00	676.20	600.00	24.00	600.00	560.71	700.00	501.82	700.00	365.95	700.00
01411-321 Cell Phone	240.00	240.00	240.00	240.00	240.00	240.00	240.00	120.00	240.00	180.00	240.00
01411-326 Radio Repairs/Maint.	100.00	0.00	100.00	0.00	100.00	105.00	100.00	90.00	100.00	346.93	100.00
01411-370 Vehicle Repair and Maintenance	200.00	1,061.85	200.00	713.90	200.00	1,267.09	750.00	572.30	750.00	535.75	750.00
01411-380 Hydrant Service	97,000.00	89,224.82	97,000.00	82,705.45	97,000.00	83,584.43	97,000.00	83,796.15	97,000.00	62,815.47	85,000.00
01411-460 Dues	180.00	175.00	180.00	175.00	180.00	175.00	175.00	175.00	175.00	175.00	175.00
01411-465 Staff Development	100.00	157.91	100.00	0.00	100.00	0.00	100.00	0.00	100.00	29.50	100.00
01411-520 South Media Fire Contrib.	63,000.00	63,000.00	63,000.00	63,000.00	63,000.00	66,123.50	63,000.00	63,000.00	63,000.00	63,000.00	63,000.00
01411-521 South Media Fire Relief	40,000.00	47,666.42	40,000.00	47,593.46	42,500.00	42,320.12	42,500.00	53,170.64	50,000.00	0.00	50,000.00
01411-530 Garden City Fire-Contrib.	63,000.00	63,000.00	63,000.00	63,000.00	63,000.00	66,123.50	63,000.00	63,150.00	63,000.00	63,000.00	63,000.00
01411-531 Garden City Fire Relief	40,000.00	47,666.42	40,000.00	47,593.46	42,500.00	42,320.13	42,300.00	53,170.63	50,000.00	110,870.62	50,000.00
01411-532 Garden City Repairs	0.00	0.00	0.00	0.00	0.00	0.00	0.00	0.00	0.00	95,910.12	0.00
01411-533 Volunteer Tax Credit Ordinance	0.00	0.00	0.00	0.00	0.00	7,621.51	7,650.00	4,594.97	6,000.00	4,197.33	5,000.00
01411-540 EMS Contribution	0.00	0.00	0.00	0.00	0.00	0.00	0.00	0.00	30,000.00	30,000.00	80,000.00
01411-700 Fire Capital Purchase	0.00	341,366.03	0.00	0.00	0.00	0.00	0.00	0.00	0.00	0.00	0.00
01413-100 Salaries-Full Time	60,119.00	56,670.59	61,615.00	62,202.66	63,773.00	63,948.00	65,686.01	66,356.34	68,313.45	55,351.66	71,729.12
01413-156 Health Insurance	38,340.00	38,379.20	38,622.00	35,640.79	36,813.00	32,370.95	39,779.32	38,392.80	44,979.63	38,975.84	49,690.47
01413-158 Life Insurance	185.00	185.66	185.00	1,760.92	185.00	(1,389.64)	185.00	201.11	185.00	154.70	185.00
01413-161 FICA & Med.-Emplr.	4,599.00	16,405.75	4,736.00	4,758.44	4,879.00	4,892.04	5,024.98	5,076.29	5,024.98	4,234.39	5,487.28
01413-200 Supplies	500.00	19.94	500.00	34.98	500.00	0.00	400.00	0.00	400.00	0.00	400.00
01413-220 Safety Clothing	0.00	0.00	0.00	0.00	0.00	144.95	250.00	0.00	250.00	0.00	250.00
01413-231 Gasoline	500.00	499.71	500.00	348.62	500.00	307.28	450.00	450.70	450.00	308.95	450.00
01413-300 Other Svcs. & Chrgs.	0.00	0.00	0.00	0.00	0.00	11,327.51	11,500.00	5,122.23	11,500.00	8,392.77	8,000.00
01413-313 U & O Inspectors	9,000.00	9,410.00	9,000.00	11,039.92	9,000.00	6,695.08	10,000.00	8,080.00	10,000.00	0.00	10,000.00
01413-314 Bldg,Plmb.,HVAC Insp.	35,000.00	35,091.72	35,000.00	69,403.43	45,000.00	93,666.48	55,000.00	157,481.94	59,000.00	118,517.08	105,000.00
01413-315 Elctrcl. Inspec. Svcs.	12,000.00	15,245.00	12,000.00	13,030.00	18,000.00	22,270.00	18,000.00	20,839.50	18,000.00	17,630.00	18,000.00
01413-319 UCC Education Charge	2,300.00	1,927.00	2,300.00	0.00	2,300.00	0.00	2,300.00	0.00	2,300.00	0.00	0.00
01413-324 Cell Phones	400.00	494.31	400.00	569.21	400.00	706.54	500.00	602.22	500.00	452.43	500.00
01413-370 Vehicle Repair & Mainten.	500.00	269.84	500.00	25.00	500.00	1,749.97	500.00	287.17	500.00	2,226.07	2,500.00
01413-460 Dues	135.00	0.00	135.00	0.00	135.00	0.00	150.00	0.00	150.00	250.00	150.00
01413-465 Staff Development	1,300.00	98.95	1,300.00	0.00	1,300.00	0.00	1,000.00	50.00	1,000.00	0.00	500.00
01414-310 Zoning Solicitor Retainer	4,000.00	4,000.00	4,000.00	4,000.00	4,500.00	4,000.00	4,500.00	4,000.00	4,500.00	0.00	0.00
01414-314 Court Reporter	4,000.00	2,580.60	4,000.00	3,980.00	4,000.00	2,421.00	4,000.00	3,637.00	0.00	3,332.00	4,000.00
01414-316 P & Z Legal Services	20,000.00	21,199.16	20,000.00	9,346.40	20,000.00	8,231.71	15,000.00	6,532.00	15,000.00	7,472.50	20,000.00
01414-340 Advertising	2,500.00	212.50	2,500.00	2,944.73	3,500.00	2,933.53	3,500.00	0.00	3,500.00	24.80	0.00
01421-310 Health Inspector	1,500.00	1,137.50	1,500.00	420.00	1,500.00	1,295.00	400.00	0.00	400.00	0.00	400.00
01421-315 Pest Control	100.00	0.00	100.00	1,865.00	1,000.00	1,500.00	1,300.00	1,375.00	1,300.00	1,420.00	1,300.00
01426-368 Recycling Disposal Fee	209,479.00	210,147.00	352,000.00	338,171.47	344,870.00	269,598.71	327,000.00	320,020.45	409,855.62	331,034.43	435,834.98
01427-367 County Trash Permit	1,000.00	1,050.00	1,000.00	1,050.00	1,050.00	1,050.00	1,050.00	1,500.00	1,050.00	0.00	1,050.00





01472-218 2009 Note Interest	15,067.00	12,015.50	9,475.00	9,466.82	8,668.00	6,813.54	5,275.00	4,152.02	1,778.00	2,206.08	0.00
01472-219 2011 Note Interest	9,092.00	9,092.46	8,010.00	8,009.82	6,896.00	6,896.10	5,733.00	5,733.30	4,522.02	3,442.66	3,278.00
01472-221 2015 Note Interest	5,982.00	6,022.36	5,554.00	5,087.17	5,102.00	4,366.97	4,623.00	4,622.84	4,134.00	3,493.92	3,632.00
01472-224 2017 Note Interest	2,018.00	2,010.99	2,093.00	1,790.34	1,570.00	1,569.75	1,349.00	1,349.07	1,128.39	967.91	903.00
01472-225 2018 Note Interest	8,623.00	9,007.50	8,365.00	8,999.72	8,009.00	8,008.80	7,493.00	7,492.86	6,953.24	5,869.30	6,409.00
01472-226 2020 Note, \$1 million	0.00	0.00	0.00	1,092.67	11,865.00	7,361.33	15,568.00	12,794.77	0.00	0.00	0.00
01472-227 2022 Note Interest	0.00	0.00	0.00	0.00	0.00	0.00	0.00	8,216.65	0.00	0.00	0.00
01475-340 Fees for New Loans	0.00	0.00	0.00	5,000.00	2,500.00	0.00	2,000.00	0.00	2,000.00	0.00	2,000.00
01483-000 Employer Pension Contrib.	0.00	0.00	0.00	0.00	0.00	546,710.58	0.00	29,689.80	0.00	0.00	0.00
01483-600 Police MMO Contribution	684,393.00	684,393.00	561,759.00	561,759.00	575,591.00	143,918.48	467,820.00	467,820.00	533,017.00	533,017.00	501,473.00
01483-650 Non-uniform MMO Contribution	168,746.00	168,746.00	183,520.00	183,520.00	182,200.00	67,161.96	166,665.00	166,665.00	167,954.00	167,954.00	102,462.00
01486-351 Package Policy	61,177.00	54,272.00	63,866.00	59,272.00	62,698.00	59,272.00	74,986.00	73,580.60	266,677.00	193,275.00	285,696.00
01486-353 Blanket Accident - Camp	350.00	403.00	350.00	0.00	350.00	0.00	350.00	0.00	420.00	651.00	420.00
01486-354 Workers Compensation	124,332.00	114,638.59	120,551.00	124,601.00	129,698.00	129,540.19	140,276.00	138,720.00	164,967.00	173,621.00	173,073.00
01486-355 Vehicle Policy	29,207.00	54,160.00	59,866.00	59,868.00	61,616.00	59,868.00	67,469.00	66,064.00	0.00	0.00	0.00
01486-357 Insurance Claims	0.00	0.00	0.00	21,504.63	0.00	90,861.36	0.00	3,500.00	0.00	64,425.00	0.00
01486-358 Police E & O	24,830.00	29,240.00	30,892.00	30,892.00	34,699.00	30,892.00	32,262.00	46,137.84	0.00	0.00	0.00
01486-359 Public Officials E & O	24,907.00	34,998.00	37,436.00	40,880.75	46,238.00	38,636.00	47,543.00	30,856.56	0.00	0.00	0.00
01489-000 Bad Debt Expense	0.00	0.00	0.00	0.00	0.00	20,474.01	0.00	20.15	0.00	0.00	0.00
01492-019 Transfer to Storm Water	0.00	20,000.00	30,000.00	30,000.00	20,000.00	20,000.00	0.00	0.00	0.00	0.00	65,000.00
01492-040 Transfer to Grant Projects	0.00	89,822.00	65,045.00	121,495.00	50,000.00	50,000.00	180,740.00	180,740.00	160,574.00	160,574.00	150,000.00
01492-279 TFR to Fund Balance	70,000.00	0.00	0.00	0.00	0.00	0.00	0.00	0.00	0.00	0.00	0.00
01492-300 TFR to Fire Capital Fund	500.00	500.00	500.00	500.00	500.00	500.00	500.00	500.00	500.00	500.00	500.00
01492-310 TFR to Highway Capital	63,000.00	63,000.00	91,500.00	91,500.00	20,000.00	20,000.00	35,000.00	35,000.00	35,000.00	35,000.00	81,000.00
01492-320 TFR to Police Capital	0.00	46,217.71	0.00	0.00	0.00	0.00	0.00	0.00	0.00	0.00	0.00
01492-330 TFR to Admin Office Eq	18,000.00	18,147.17	4,000.00	4,000.00	6,000.00	6,000.00	6,000.00	8,895.00	6,000.00	6,000.00	8,500.00
01492-340 TFR to Police Office Eq	4,000.00	4,000.00	4,000.00	4,000.00	4,000.00	4,000.00	4,000.00	4,000.00	4,000.00	4,000.00	4,000.00
01492-350 TFR to Motor License Fund	0.00	304,123.99	0.00	0.00	0.00	0.00	0.00	29,984.01	0.00	0.00	0.00
01492-360 TFR to Sewer Capital	13,580.00	3,580.00	27,280.00	15,280.00	27,000.00	27,000.00	27,000.00	27,000.00	0.00	0.00	0.00
01492-370 TFR to Parks Fund	500.00	500.00	500.00	500.00	4,800.00	4,800.00	5,000.00	5,000.00	5,000.00	5,000.00	5,000.00
01492-380 TFR to Com. Enhcmt.	4,000.00	4,000.00	6,000.00	6,000.00	6,000.00	6,000.00	77,000.00	77,000.00	10,000.00	10,000.00	10,000.00
01492-750 Transfer to FEMA/PEMA	0.00	0.00	0.00	0.00	0.00	0.00	0.00	5,000.00	0.00	0.00	0.00
Total Expenses	8,268,402.00	8,279,467.81	7,523,771.00	7,561,099.13	7,642,202.00	7,682,975.16	7,877,038.96	8,814,394.38	8,214,981.53	7,355,937.77	8,507,125.41
Excess Revenue Over (Under) Expenditures	0.00	(744,898.15)	0.00	759,964.85	(127,178.00)	1,069,567.42	(0.01)	(617,643.31)	0.00	732,052.74	0.00