





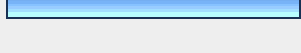


Nether Providence Recycling and Trash Collection Survey

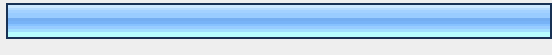





How often do you participate in the Township's curbside recycling program?			Response Percent	Response Count
Every month			25.3%	154
Every other month			15.5%	94
Rarely			15.6%	95
Never - I don't use the curbside recycling program			43.6%	265
			<i>answered question</i>	608
			<i>skipped question</i>	23



How often do you drop off materials for recycling at the Township's recycling drop-off site on Brookhaven Road?			Response Percent	Response Count
At least once per week			8.7%	53
A few times per month			27.8%	170
Once per month			22.6%	138
A few times per year			11.8%	72
Rarely			8.8%	54
Never - I don't use the recycling drop-off site			20.3%	124
			<i>answered question</i>	611
			<i>skipped question</i>	20










Which of the following materials does your household recycle? For each material you recycle, please indicate how. (check all that apply)					
	Don't Recycle	Recycle Curbside	Recycle at Township Drop-off site	Recycle Elsewhere (please describe below)	Response Count
Aluminum cans	13.4% (80)	39.0% (232)	39.8% (237)	7.7% (46)	595
Bi-metal cans (soup cans, etc.)	26.3% (141)	26.5% (142)	41.0% (220)	6.2% (33)	536
Clear glass	11.4% (68)	40.7% (242)	41.8% (248)	6.1% (36)	594
Green glass	22.0% (103)	1.5% (7)	68.6% (321)	7.9% (37)	468
Brown glass	22.9% (105)	0.9% (4)	68.4% (314)	7.8% (36)	459
Newsprint	17.2% (88)	0.2% (1)	72.3% (371)	10.3% (53)	513
Office paper	34.6% (136)	0.0% (0)	55.2% (217)	10.2% (40)	393
Cardboard - corrugated	25.6% (117)	0.0% (0)	67.0% (306)	7.4% (34)	457
Cardboard - paperboard (cereal boxes, etc.)	33.4% (138)	0.0% (0)	59.1% (244)	7.5% (31)	413
Plastics	62.4% (164)	0.4% (1)	2.3% (6)	35.0% (92)	263
	answered question				599
	skipped question				32

If you selected "Recycle Elsewhere" for any of the materials listed above, please describe how you recycle those materials in the space provided below.	
	Response Count
	159
	answered question
	159
	skipped question
	472






Which statement(s) best describe your level of satisfaction with the Township's curbside recycling program? (check all that apply)			Response Percent	Response Count
I'm happy with the program the way it is.			19.2%	109
I wish more materials were collected curbside.			58.4%	331
I don't mind separating my recyclables.			40.9%	232
I wish I didn't have to separate my recyclables.			23.5%	133
I wish my recyclables were picked up more frequently.			31.4%	178
I think recycling should be picked up weekly.			20.1%	114
I think recycling should be picked up every other week.			22.1%	125
			answered question	567
			skipped question	64




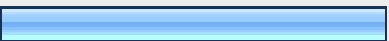
If the Township were to expand curbside recycling services, what additional materials would you like to see collected?			Response Percent	Response Count
Colored glass			58.3%	321
Plastic containers			78.4%	432
Cardboard			47.7%	263
Newsprint			75.0%	413
Other paper			33.4%	184
Other (please specify)			3.1%	17
			answered question	551
			skipped question	80


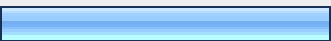




How often is trash collected from your household?			Response Percent	Response Count
Once per week			12.6%	77
Twice per week			87.4%	532
			<i>answered question</i>	609
			<i>skipped question</i>	22








How much do you pay per quarter for trash collection service?			Response Percent	Response Count
< \$30			2.1%	12
\$31-\$40			9.1%	53
\$41-\$50			41.4%	242
\$51-\$60			28.6%	167
\$61-\$70			3.6%	21
\$71-80			0.5%	3
> \$80			2.4%	14
Unsure of cost			10.3%	60
Do not subscribe with a hauler			2.2%	13
			<i>answered question</i>	585
			<i>skipped question</i>	46

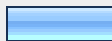
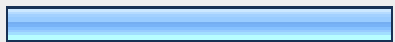
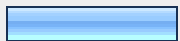



Which trash collector do you contract with for your household trash collection?			Response Percent	Response Count
Blosenski & Sons			28.0%	169
Ward Boyle			11.8%	71
Laxton			29.4%	177
McCusker & Ogborne			0.3%	2
Opendaker			10.0%	60
Suburban			4.2%	25
Waste Management			12.6%	76
None			0.8%	5
Other (please specify)			3.7%	22
			<i>answered question</i>	603
			<i>skipped question</i>	28







How satisfied are you with your trash collection services?			Response Percent	Response Count
Very satisfied			67.1%	406
Somewhat satisfied			22.3%	135
Neutral			7.4%	45
Somewhat dissatisfied			3.1%	19
Very dissatisfied			0.2%	1
			<i>answered question</i>	605
			<i>skipped question</i>	26







Which statement(s) best describe your attitude toward the Township's current private subscription multiple-hauler trash collection system? (check all that apply)			
		Response Percent	Response Count
Having multiple companies compete for my trash collection business keeps prices low.		52.0%	277
Private subscription service allows me to customize my trash collection services.		22.7%	121
Multiple trash collectors servicing the same street(s) is inefficient and drives up costs.		32.1%	171
Having more than one trash truck collecting trash in the same neighborhoods causes unnecessary noise, pollution, and wear and tear on Township roadways.		41.7%	222
		<i>answered question</i>	533
		<i>skipped question</i>	98





Many municipalities in Pennsylvania have found contracting with a single trash hauler to be the most cost effective form of recycling and trash collection. How supportive would you be of moving from private subscription trash collection to a single contract for trash and recycling services in Nether Providence? (check all that apply)			
		Response Percent	Response Count
Very supportive		21.9%	131
Supportive if costs do not increase significantly		35.1%	210
Supportive if I can keep add-on services (walk-in collection, etc.)		11.2%	67
Not sure		15.1%	90
Unsupportive unless costs are significantly less		20.6%	123
Very unsupportive		11.2%	67
		<i>answered question</i>	598
		<i>skipped question</i>	33



What ward do you reside in?			Response Percent	Response Count
Ward 1			8.1%	41
Ward 2			12.0%	61
Ward 3			15.0%	76
Ward 4			30.3%	154
Ward 5			14.0%	71
Ward 6			10.2%	52
Ward 7			10.6%	54
			<i>answered question</i>	508
			<i>skipped question</i>	123

How many people reside in your household (including yourself)?			Response Percent	Response Count
One			11.8%	72
Two			41.1%	251
Three			18.7%	114
Four			21.1%	129
Five			6.1%	37
Six or more			1.3%	8
			<i>answered question</i>	611
			<i>skipped question</i>	20

What age is the head of household in your home?			Response Percent	Response Count
18-25			0.3%	2
26-35			5.4%	33
36-45			18.1%	111
46-55			25.4%	156
56-65			22.5%	138
Older than 65			29.2%	179
			<i>answered question</i>	614
			<i>skipped question</i>	17

How many children under the age of 18 reside in your home?			Response Percent	Response Count
None			63.6%	388
One			12.6%	77
Two			19.5%	119
Three			3.6%	22
Four			0.3%	2
Five or more			0.3%	2
			<i>answered question</i>	610
			<i>skipped question</i>	21

Which housing type best describes your residence?			Response Percent	Response Count
Detached single-family home			88.2%	544
Connected home (i.e., duplex, townhouse)			7.1%	44
Apartment			0.2%	1
Condominium			5.2%	32
			<i>answered question</i>	617
			<i>skipped question</i>	14

Do you rent or own your place of residence?			Response Percent	Response Count
Rent			1.6%	10
Own			98.4%	607
			<i>answered question</i>	617
			<i>skipped question</i>	14

Please provide any additional comments or concerns you would like to share with the Recycling Task Force regarding recycling and trash collection in Nether Providence Township.		Response Count
		298
		<i>answered question</i>
		298
		<i>skipped question</i>
		333

(OPTIONAL) If you would like to become involved in the Recycling Task Force’s efforts to improve recycling in Nether Providence, you may provide your name and contact information below, or email your contact information to the task force at: recycling@netherprovidence.org.

		Response Percent	Response Count
Name	<input type="text"/>	97.4%	112
Phone number	<input type="text"/>	85.2%	98
Email address	<input type="text"/>	69.6%	80
		<i>answered question</i>	115
		<i>skipped question</i>	516

For administrative purposes only. Please leave blank.

		Response Count
		527
		<i>answered question</i>
		527
		<i>skipped question</i>
		104